




Infindex



Infinex is the innovative, patent-pending, LED aluminum extrusion system by Tresco Lighting. Gone are the days of set fixture sizes – simply choose your style, cut to desired length and assemble to create a customized LED fixture. Designed by our in-house engineers and made in the USA, Infinex carries a UL safety certification and is available in five profiles with an array of installation options.

Infinex is designed for easy DIY application. We also offer prefabricated custom solutions with a minimum quantity order.


US PATENT NO: D783,533 and 9,618,194



▶ 6 profiles to choose from




▶ FlexTape slides into proprietary power feed end cap



▶ Clear, frosted & milk diffusers snap on/off for easy installation and removal
Diode blending film available for clear diffusers

Mounting Types

SCREW



U-CLIP



SWIVEL CLIP



MAGNET



RECESSED



▶ See individual profiles for mounting options available



AVAILABLE FINISHES

See extrusion styles for finishes available.



▶ Available in a variety of finishes. Custom finishes also available

In Stock

Five circular color swatches representing finishes available in stock:

- Satin Nickel (SC)
- White (WH)
- Black (BL)
- Dark Cherry (DC)
- Natural Soft Maple (NSM)

Available with 1000 Ft. Min. Order

Eight circular color swatches representing finishes available with a 1000 ft. minimum order:


- Medium Cherry
- Light Cherry
- Contemporary Cherry
- Walnut
- Natural Oak
- Dark Oak
- Pear
- Color Matching (represented by a black circle with a white question mark)

* Color Matching will match any color sample and is available with 1000 ft. minimum order



ACCESSORIES

INFINEX LINKING CORDS



Features

- ▶ Each linking cord comes with a male and a female end for simplified installation
- ▶ Multiple lengths available to service any application

INFINEX COUPLERS



Features

- ▶ Includes 10 couplers and 1 Allen wrench per set
- ▶ Effortlessly connect scrap pieces of square or curved

CUSTOM SOLUTIONS

Take control of your lighting your through Tresco's custom Infinex solutions. From length, to light output, to screw versus magnet mounting, you dictate the options of your unique fixture. Once decided, we will manufacture it in our USA headquarters. No more worries about international shipping delays or extended holidays. Every light is quality checked and bears the cULus marking denoting its safe operation. Don't settle for something "close", choose Infinex and get exactly what you want. Go to trescolighting.com to submit your project and receive a custom quote.

CUSTOM FULLY ASSEMBLED FIXTURES

LOW MINIMUM REQUIREMENT

MADE IN THE U.S.A. AND SHIPS WITHIN 7 DAYS!



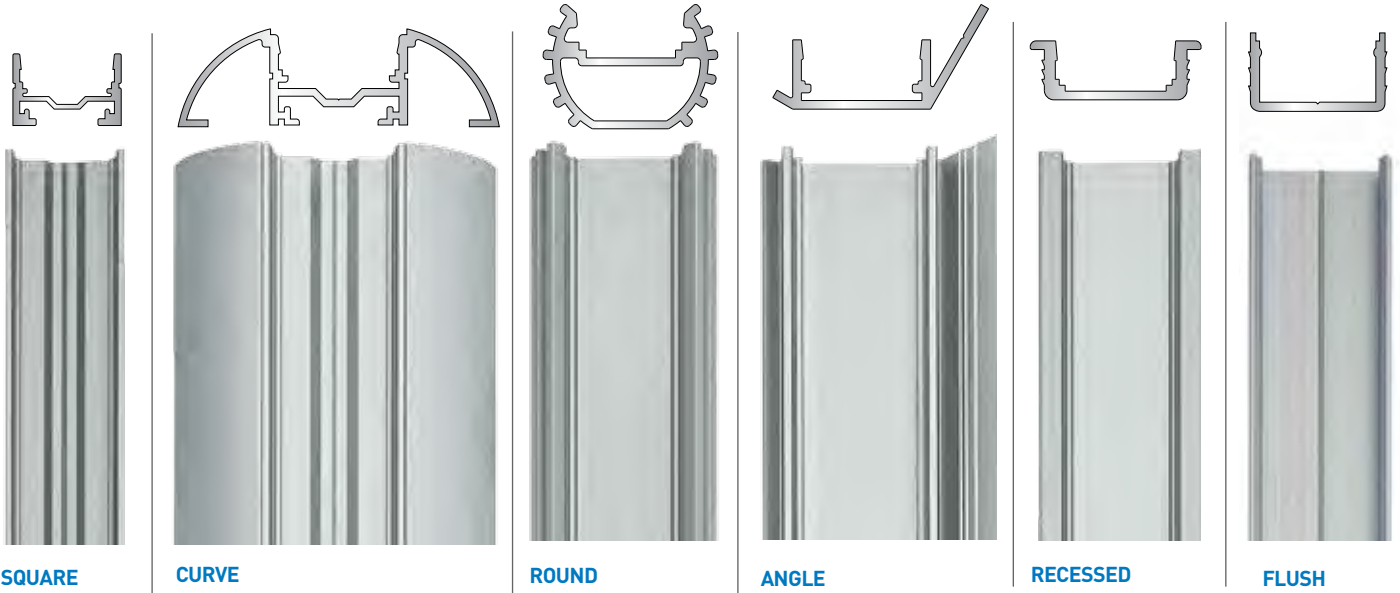
- ▶ 5 unique profiles
- ▶ 15 light output options
- ▶ Black or white cords (multiple lengths)
- ▶ 4" - 96" fixture lengths in 1/16" increments
- ▶ 3 diffuser options (clear, frosted, milk)
- ▶ Bulk, individual, or kit packaged
- ▶ Low minimum quantity required
- ▶ Quick turnaround

DIY INFINEX IN 4 STEPS

1

CHOOSE YOUR STYLE & FINISH

▶ 6 unique profiles to choose from!




2

CHOOSE YOUR FLEXTAPE & DIFFUSERS

▶ For FlexTape options see the 12VDC Flexible section.


CLEAR DIFFUSER



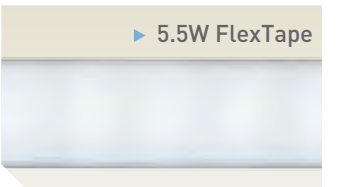

CLEAR DIFFUSER WITH OPTIONAL DIODE BLENDING AND GLARE REDUCING FILM



FROSTED DIFFUSER



MILK DIFFUSER

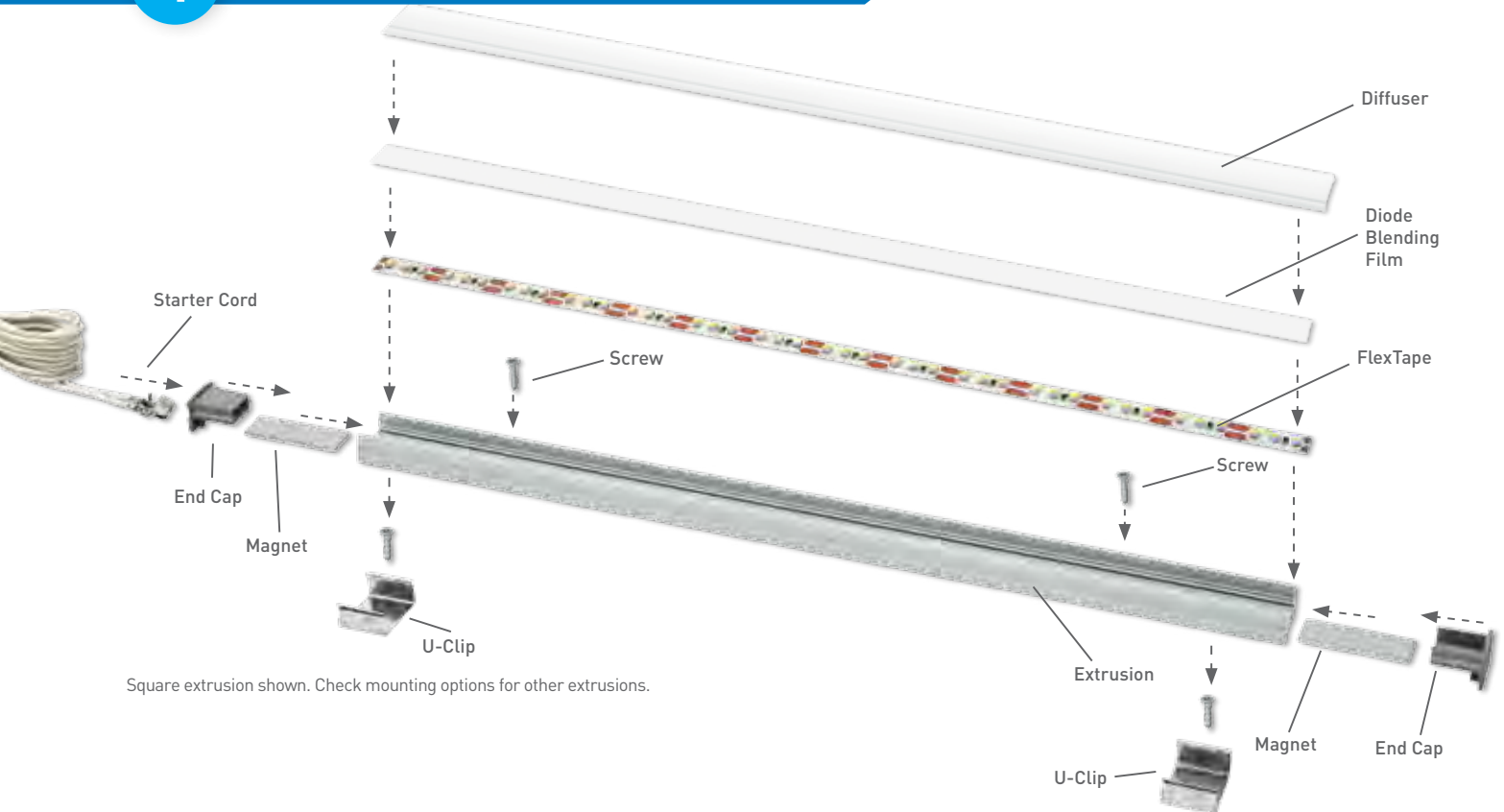


3 CUT TO SIZE

Aluminum extrusions can be cut by various pieces of equipment. For the best performance and longest life, use a saw blade designed for non-ferrous, thin stock on your miter saw. It is also highly recommended to cut extrusion with diffuser securely attached via clamps, tape, stretch wrap etc. to prevent unwanted cracking of diffuser.



4 ASSEMBLE



Square extrusion shown. Check mounting options for other extrusions.

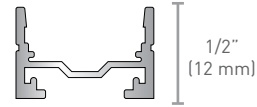
EXTRUSION STYLES AND FEATURES

▶▶▶ SQUARE



Top View



Profile




MOUNTING



Features

- ▶ Surface mount using magnets, U-Clips or screws
- ▶ Easily slide magnets into channel on bottom of light

Available stock finishes

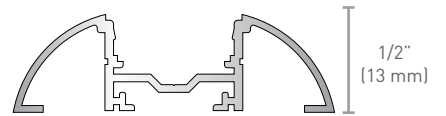


▶▶▶ CURVE

Top View



Profile




MOUNTING



Features

- ▶ Surface mount using magnets, U-Clips or screws
- ▶ Easily slide magnets into channel on bottom of light

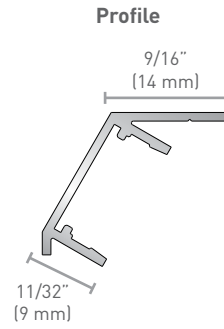
Available stock finishes



▶▶▶ ANGLE



MOUNTING




End Caps
Sold Separately

Features

- ▶ For corner mounting with screws only
- ▶ Fixture directs light at 30° angle


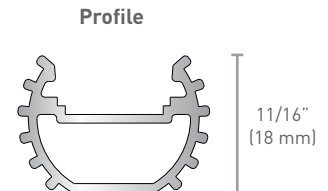
Available stock finishes



▶▶▶ ROUND



MOUNTING




End Caps
Sold Separately

Features

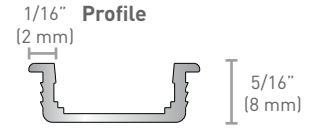
- ▶ U-Clip mounting allows fixture to be rotated in 15° increments either direction (30°, 15°, 0°, -15°, -30°)

Available finishes



▶▶▶ RECESSED

Top View



MOUNTING



End Caps
Sold Separately

Features

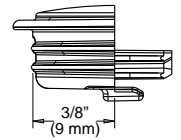
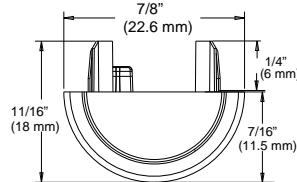
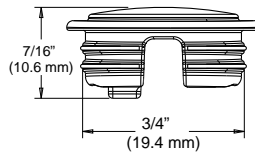
- ▶ Grooved sides allow extrusion to pressure fit into place*
- ▶ Uses standard FlexTape starter lead

*With Endcap: Route a channel in wood 21/64" (8.33 mm) depth minimum x .750" (19 mm) width and pressure fit this extrusion in place.


Without Endcap: Route a channel in wood 9/32" (7.14 mm) depth minimum x .750" (19 mm) width and pressure fit this extrusion in place.

Recessed extrusion uses standard FlexTape starter lead. (L-LED-TPEPKT-2M-1)

Recessed End Cap Dimensions:



Available finishes

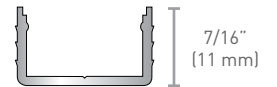


▶▶▶ FLUSH

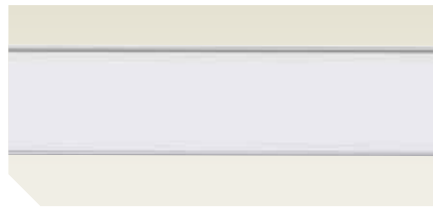
Top View



Profile



MOUNTING



No End Caps


Features

- ▶ No end caps...this extrusion is meant for channels that go the entire width or height of the casework
- ▶ Comes with milk diffuser (unattached)
- ▶ Uses standard FlexTape starter lead

*Route a channel in wood 7/16" (11mm) x .750" width and pressure fit this extrusion in place.

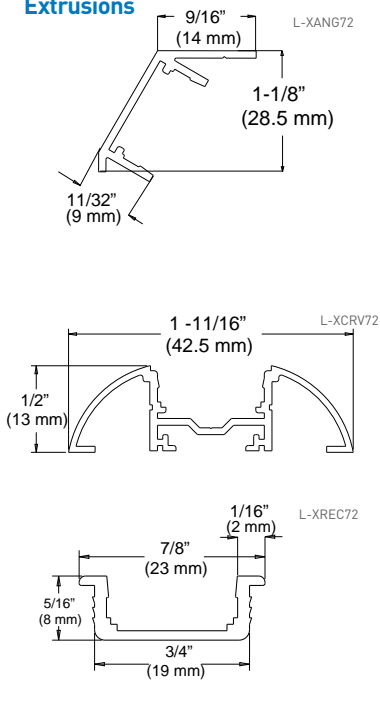
Recessed extrusion uses standard FlexTape starter lead. (L-LED-TPEPKT-2M-1)

Available finishes



Required Items

Extrusions



Part #	Description
L-XANG72-SC-1	72" (1.8 m) Angled Extrusion Satin Clear
L-XANG72-**-1	72" (1.8 m) Angled Extrusion Other Finishes*
L-XCRV72-SC-1	72" (1.8 m) Curved Extrusion Satin Clear
L-XCRV72-**-1	72" (1.8 m) Curved Extrusion Other Finishes*
L-XREC72-SC-1	72" (1.8 m) Recessed Extrusion Satin Clear
L-XREC72-BL-1	72" (1.8 m) Recessed Extrusion Black
L-XRND72-SC-1	72" (1.8 m) Round Extrusion Satin Clear
L-XRND72-BL-1	72" (1.8 m) Round Extrusion Black
L-XSQR72-SC-1	72" (1.8 m) Square Extrusion Satin Clear
L-XSQR72-**-1	72" (1.8 m) Square Extrusion Other Finishes*
L-XFL72-SC-1	72" (1.8 m) Flush Extrusion Satin Clear with Milk Diffuser

**Insert BL for Black, WH for White, DC for Dark Cherry, NSM for Natural Soft Maple

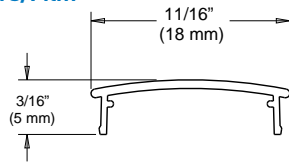
Power Supplies



For details see Power Supplies in the Components section.

Infinex works with all Tresco 12VDC power supplies.

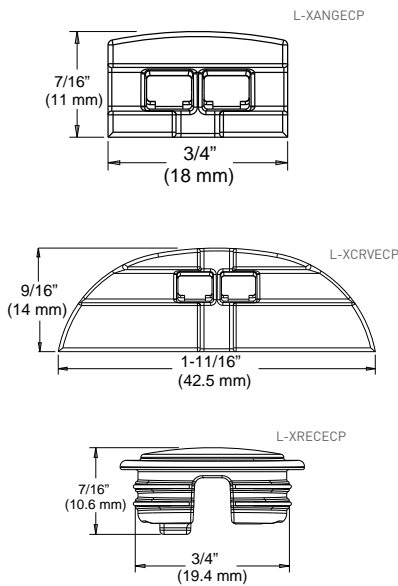
Diffusers/Film



Part #	Description
L-X72-DIFF-CL-1	72" (1.8 m) Diffuser Clear
L-X72-DIFF-FR-1	72" (1.8 m) Diffuser Frosted
L-X72-DIFF-MLK-1	72" (1.8 m) Diffuser Milk
L-X72-DBF-1	72" (1.8 m) Diode Blending Film

Diode Blending Film to be used with clear diffuser only. Flush extrusion come with its own diffuser.

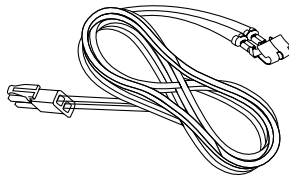
End Cap Sets



Part #	Description
L-XANGECP-GY-1	Angled End Cap Set, Gray
L-XANGECP-**-1	Angled End Cap Set, Other Colors*
L-XCRVECP-GY-1	Curved End Cap Set, Gray
L-XCRVECP-**-1	Curved End Cap Set, Other Colors*
L-XRECECP-GY-1	Recessed End Cap Set, Gray
L-XRECECP-BL-1	Recessed End Cap Set, Black
L-XRNDCECP-GY-1	Round End Cap Set, Gray
L-XRNDCECP-BL-1	Round End Cap Set, Black
L-XSQRECP-GY-1	Square End Cap Set, Gray
L-XSQRECP-**-1	Square End Cap Set, Other Colors*

**Insert BL for Black, WH for White, B1 for Dark Brown, B2 for Tan Flush extrusion does not take end caps.

Starter Cord

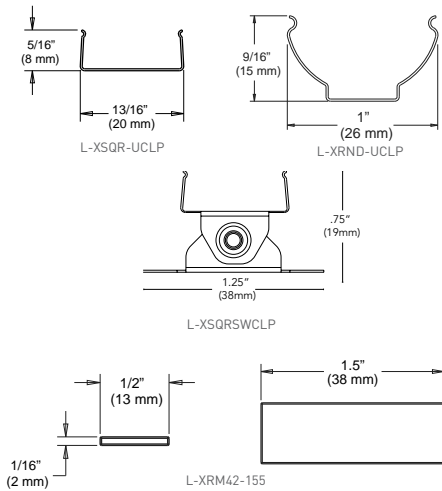


Part #	Description
L-XPKT-2M-WH-1	79" (2 m) Starter Cord White
L-XPKT-2IN-WH-1	2" (50 mm) Starter Cord White
L-XPKT-2M-BL-1	79" (2 m) Starter Cord Black
L-XPKT-2IN-BL-1	2" (50 mm) Starter Cord Black

To be used on square, curved, round and angled extrusions only.
Recessed & Flush extrusions uses standard FlexTape starter lead. (L-LED-TPEPKT-2M-1)

Optional Items

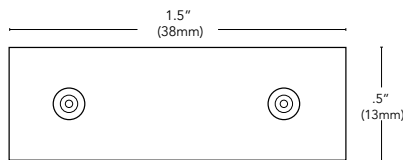
U-Clips/Magnets



Part #	Description
L-XRND-UCLP-1	Round U-Clips Set (2 Clips)
L-XSQR-UCLP-1	Square/Curved U-Clips Set (2 Clips)
L-XSQR-SWCLP-1	Square/Curved Swivel Clips Set (2 Clips)
L-XRM42-155-1	Set of 2 Magnets

One U-Clip/magnet is recommended for every 1' (.3 m) of extrusion.
No. #4 Phillips flat head screws are include with each U-Clip set.

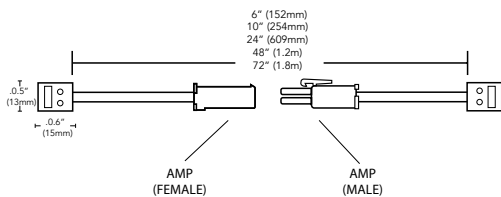
Couplers



Part #	Description
L-EXTBTB10-1	Pack of 10 Couplers

To be used on Square and Curved extrusions only.

Linking Cords



Part #	Description
L-XLNK-15-**-1	6" (15 cm) 12VDC Infinex Linking Cord
L-XLNK-25-**-1	10" (25 cm) 12VDC Infinex Linking Cord
L-XLNK-60-**-1	24" (60 cm) 12VDC Infinex Linking Cord
L-XLNK-120-**-1	48" (120 cm) 12VDC Infinex Linking Cord
L-XLNK-180-**-1	72" (180 cm) 12VDC Infinex Linking Cord

** Insert BL from Black and WH for White

End Caps not used on linked extrusion ends.



1-800-227-1171
trescolighting.com