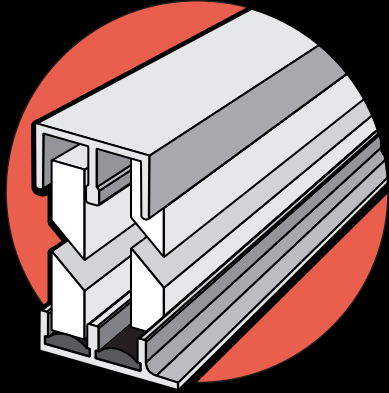




for 1/4 inch thick

glass, acrylic, pegboard,
fiber board, plywood, etc.

TRACK ASSEMBLY No 1



- Silent, smooth operation
- Economical and quick install
- Satin Anodized Finish

PACKAGE CONTAINS:

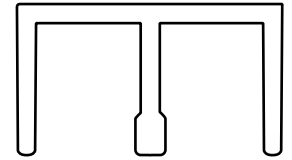
- 1 pc. #48A14 upper guide
- 1 pc. #38AS14 lower track
- Screws

for 1/4 inch thick bypassing doors

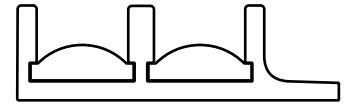
www.epcohardware.com

PART IDENTIFICATION:

1 pc. #48A14 upper guide



1 pc. #38AS14 lower track



1 package of Screws



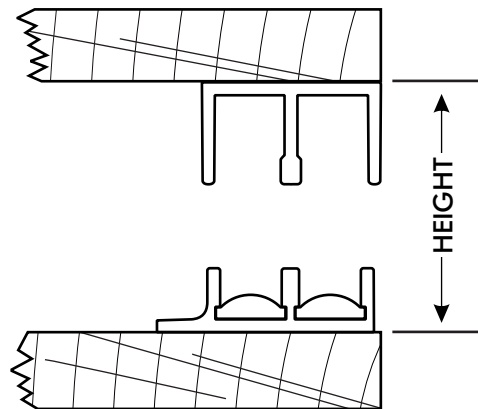
www.epcohardware.com

TYPICAL INSTALLATION

The fibre inserted bottom track and upper guide are designed to provide the frame and facing when installed.

To obtain the best sliding qualities, apply a light coat of wax on fibre track twice a year.

Use the included screws to fasten the track and guide in position



TO OBTAIN PANEL HEIGHT

Cut panel 7/16" less than height of finished opening.

TO OBTAIN PANEL WIDTH

Add 1/2" to opening width and divide by 2 for 1/2" overlap.

Add 1" to opening width and divide by 2 for 1" overlap.