



for 1/4 inch thick

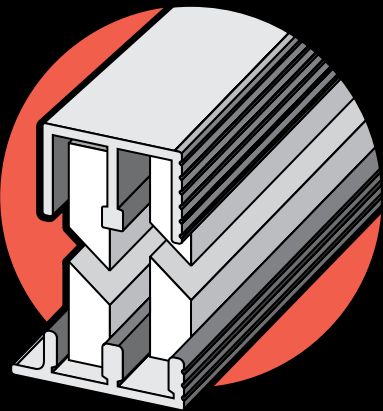
### TRACK ASSEMBLY No 8

glass, acrylic, pegboard,  
fiber board, plywood, etc.

- Silent, smooth operation
- Economical and quick install
- Extruded Aluminum

#### PACKAGE CONTAINS:

- 1 pc. #3314 upper guide
- 1 pc. #314 lower track
- Screws

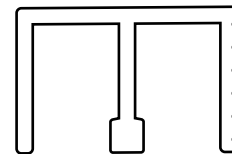


for 1/4 inch thick bypassing doors

[www.epcohardware.com](http://www.epcohardware.com)

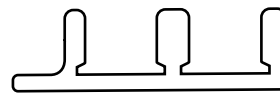
#### PART IDENTIFICATION:

1 pc. #3314 upper guide



The serrated face bottom track and upper guide are designed to provide an attractive finished frame.

1 pc. #314 lower track



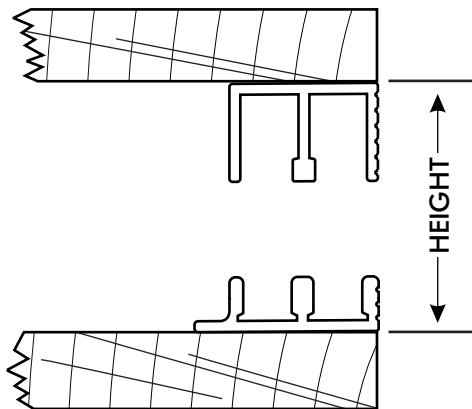
To obtain the best sliding qualities, apply a light coat of wax on bottom track twice a year.

**CAUTION:** Do not paint track or guide on sliding surface.



[www.epcohardware.com](http://www.epcohardware.com)

#### SURFACE INSTALLATION



#### TO OBTAIN PANEL HEIGHT

Cut panel 7/16" less than height of finished opening.

#### TO OBTAIN PANEL WIDTH

Add 1/2" to opening width and divide by 2 for 1/2" overlap.

Add 1" to opening width and divide by 2 for 1" overlap.

Use screws to fasten track and guide to mounting surface.