

Pockit[®] Spot

12VDC PUCK LIGHTING



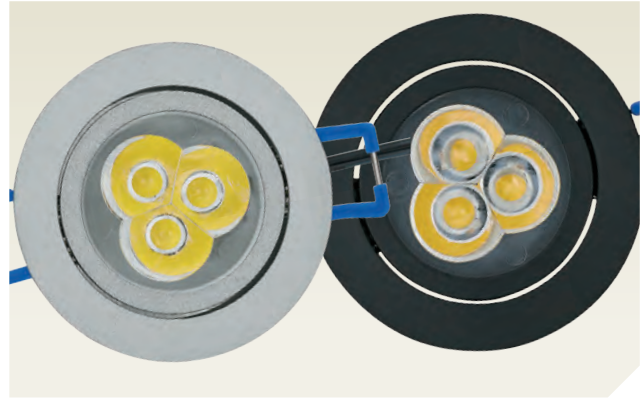
179 Lumens



The 3W Pockit® Spot performs like a spotlight with a high focus output beam to keep countertops, kiosks and displays center stage. The fixture features an exceptionally low profile and two large springs for recess mounting in a depth of only 1-1/8" (29 mm). The 3W Pockit® Spot has the ability to swivel in either direction.



▶ Fixture tilts 12° in either direction



▶ Available in black or nickel



Features:



- ▶ Focused 30° beam spread
- ▶ Dimmable
- ▶ Strong spring clip for recessing
- ▶ All metal construction
- ▶ Commercial grade 3-year warranty

Typical Applications:

- ▶ Kiosks
- ▶ Flyovers
- ▶ Displays or store fixtures
- ▶ Murphy beds
- ▶ Elevators

Available Finishes:



Black (BL)



Nickel (NI)



Dimensions:

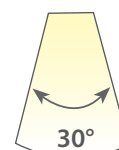
Actual Size



Specifications:

Wattage	3W
Lumens	179
Efficacy (lm/W)	59.7
Input Voltage	12VDC
Diode Life	50,000 Hours
Max Per 60W Power Supply	20 Fixtures
Max Continuous Run	N/A
Mounting	Recessed
Warranty	3 Years
Certifications	

Beam Angle

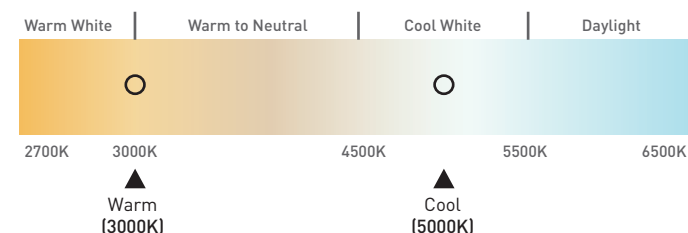


Photometric Data

	Height	Light Output	Beam Area
	1ft (.3 m)	1,012.90Fc (10902.8lx)	.4ft L x .4ft W (.12 m L x .12 m W)
	3ft (.9 m)	112.54Fc (1211.4lx)	1.1ft L x 1.1ft W (.34 m L x .34 m W)
	6ft (1.8 m)	28.14Fc (120.6lx)	2.2ft L x 2.2ft W (.67 m L x .67 m W)

L-LED-3DSP-C Tested

Color Temperature

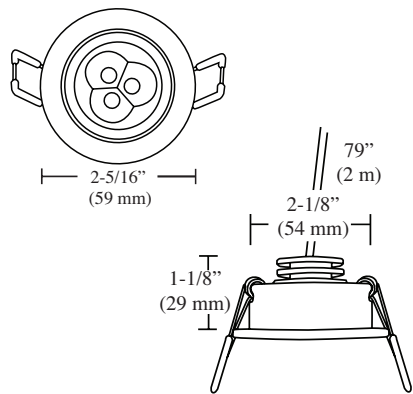


Blue collar springs for mounting purposes only, not visible after install.

IES data verified by Intertek testing lab.

Required Items

Pockit® Spot



Part #	Description
L-LED-3DSP-CNI-1	3W 5000K Satin Nickel Recess Pockit® Swivel Spot
L-LED-3DSP-WNI-1	3W 3000K Satin Nickel Recess Pockit® Swivel Spot
L-LED-3DSP-CBL-1	3W 5000K Black Recess Pockit® Swivel Spot
L-LED-3DSP-WBL-1	3W 3000K Black Recess Pockit® Swivel Spot

50,000 useful life hours.
 2-1/8" (54 mm) hole required for recessed mounting.
 Starter Cord 79" (2 m), and AMP® Connector are included with each light.

Power Supplies



Part #	Description
L-DC-ELT12-CON-1	12W 12VDC Power Supply w/6 Snap Mounting Block*
L-DC-ELT18-CON-1	18W 12VDC Power Supply w/6 Snap Mounting Block*
L-DC-ELT60-CON-1	60W 12VDC Power Supply w/6 Snap Mounting Block*
L-DC-ELT6WP-CON-1	6W 12VDC Wall Mount Power Supply w/3 Snap Block*
L-DC-ELT15WP-CON-1	15W 12VDC Wall Mount Power Supply w/6 Snap Block*
L-DCE12D-CON-1	12VDC 12W Dimmable LED Power Supply
L-DCE50D-CON-1	12VDC 50W Dimmable LED Power Supply

* Dimmable on trailing edge (12V side). Mounting block and power cord are included.



12V COMPONENTS: POWER SUPPLIES, CONTROLLERS & MORE SEE [PAGE 135](#).