



Power Supplies

12VDC COMPONENTS

Commercial Grade Power Supplies



FC CCC CUL US CB CE PSE VI LPS

12V DC power supply is equipped with a mounting block that allows for easy snap-in connections and includes a standard 110/120V cord and plug.

Worldwide use 100V-240V




UK



EU

Other cord sets available upon request.



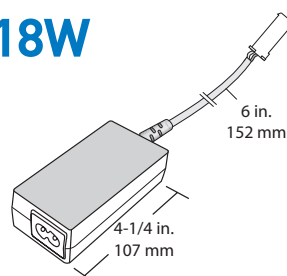
- ▶ One mounting block included. Add mounting blocks to utilize the full capacity of the power supply.

Features:

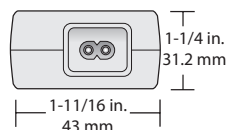
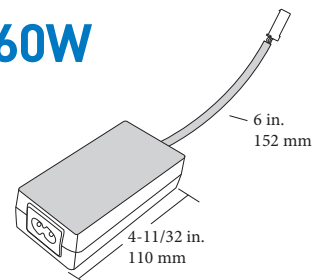
- ▶ Short circuit protection*
- ▶ 12V DC output, constant voltage
- ▶ Overcurrent protection
- ▶ Overload protection*
- ▶ RFI protection
- ▶ 50,000 hour life supply
- ▶ Dimmable on trailing edge (12V side)
- ▶ Class 2 or LPS
- ▶ Universal System allows you to mix all 12V lights



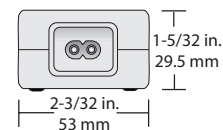
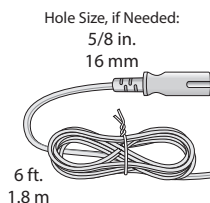
18W



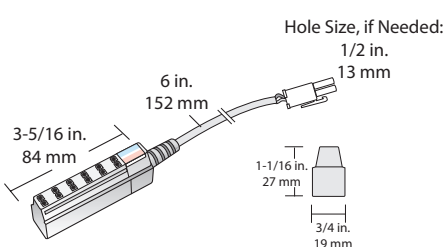
60W



Cord



Mounting Block



Part

Description

L-DC-ELT18-CON-1

18W 12VDC Power Supply w/6 Snap Mounting Block*

L-DC-ELT60-CON-1

60W 12VDC Power Supply w/6 Snap Mounting Block*

L-TRANS-MNT-BL-1

Extra 6-Snap Mounting Block

L-DCT-EUPKT-BL-1

72" (1.8 m) EU Power Cord, Black

L-DCT-UKPKT-BL-1

72" (1.8 m) UK Power Cord, Black

* Automatic reset (no fuses)

All parts included with purchase of power supply.

Dimmable on trailing edge (12V side). Mounting block and power cord are included. Power supply specifications are subject to change.

* No resistor necessary - works with all Tresco 12VDC LED fixtures.

12W

cALUS



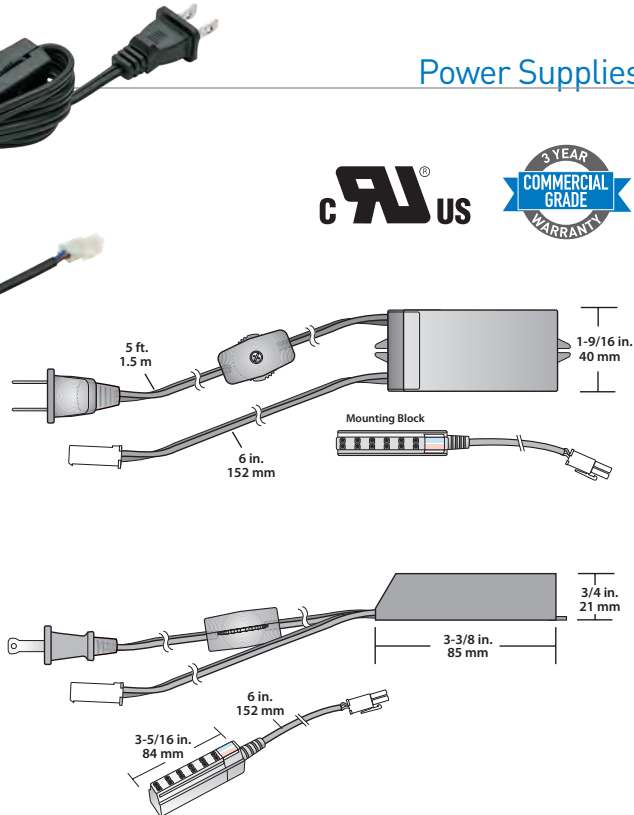
Features:

- ▶ Short circuit protection*
- ▶ 12V DC output, constant voltage
- ▶ Overload protection*
- ▶ Dimmable on trailing edge (12V side)
- ▶ Class 2

* Automatic reset (no fuses)

All parts included with purchase of power supply.

* No resistor necessary - works with all Tresco 12VDC LED fixtures.



Part #	Description
L-DC-ELT12-CON-1	12W 12VDC Power Supply w/6 Snap Mounting Block

Wall Dimmable LED Hardwire Power Supply

Features:

- ▶ Dimmable by standard LED wall dimmers
- ▶ Available in 12W and 50W models
- ▶ Electronic units are lower profile and generate less heat than magnetic transformers
- ▶ Quiet operation (no humming)
- ▶ Works with all Tresco 12VDC dimmable LED fixtures*
- ▶ One 6-snap mounting block included
- ▶ No minimum load requirements
- ▶ Class 2 with short circuit and automatic reset

Part #	Description
L-DCE12D-CON-1	12VDC 12W Dimmable LED Power Supply
L-DCE50D-CON-1	12VDC 50W Dimmable LED Power Supply



Compatible Tresco Wall Dimmers on next page.

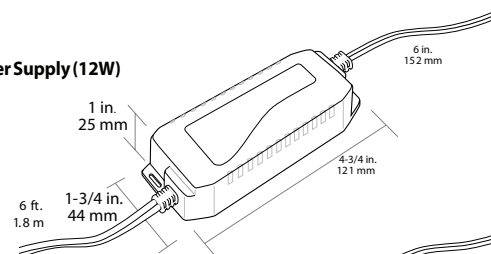


L-DCE12D-CON-1

L-DCE50D-CON-1

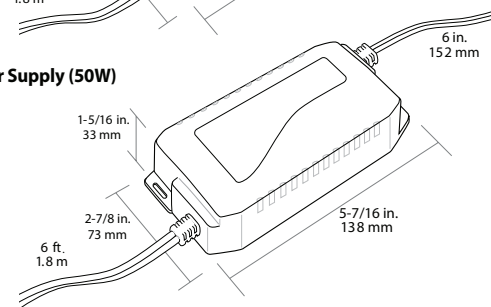
LED DC Power Supply (12W)

L-DCE12D-CON



LED DC Power Supply (50W)

L-DCE50D-CON



* No resistor necessary - works with all Tresco 12VDC dimmable LED fixtures.

120V LED Wall Dimmers

Lutron Diva® C•L™ Dimmer

- ▶ Large paddle switch with a captive linear-slide dimmer for a standard designer wallplate opening
- ▶ Preset dimmer
- ▶ Offers more reliable dimming performance over standard dimmers
- ▶ HED™ technology with advanced dimming circuitry designed for compatibility with most high-efficiency light bulbs
- ▶ Low-end adjustment dial

Compatible with Tresco 12VDC
Wall Dimmable Power
Supplies (previous page)

Lutron Diva® C•L™ Dimmer



Lutron Skylark Contour C•L™ Dimmer



Lutron Skylark Contour C•L™ Dimmer

- ▶ On/off rocker switch with a captive linear-slide dimmer for a standard designer wallplate opening
- ▶ Switch returns light to preset light level
- ▶ Offers more reliable dimming performance over standard dimmers
- ▶ HED™ technology with advanced dimming circuitry designed for compatibility with most high-efficiency light bulbs
- ▶ Low-end adjustment dial

Part

L-DVCL-153P-WH-1

Description

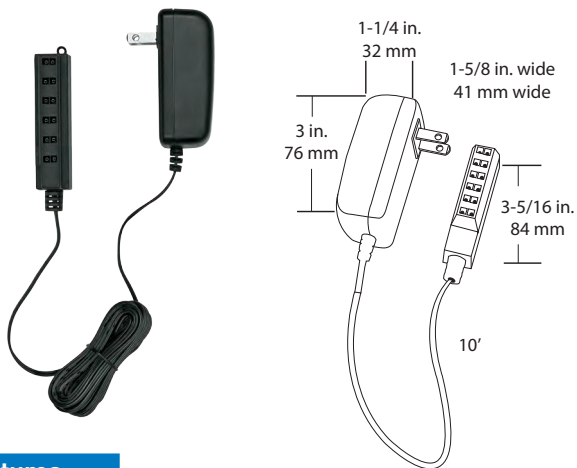
Lutron Diva® C•L™ Dimmer w/out plate

L-CTCL-153P-WH-1

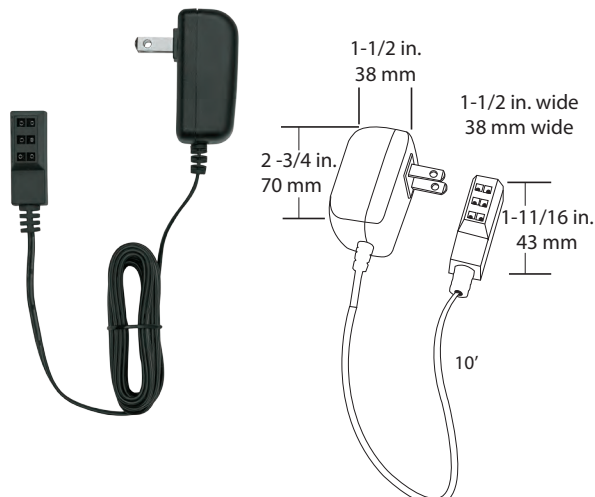
Lutron Skylark Contour C•L™ Dimmer w/out plate

EquiLine Power Supplies

15W



6W



Features:

- ▶ Short circuit protection*
- ▶ 12V DC output, constant voltage
- ▶ Overload protection*
- ▶ Dimmable on trailing edge (12V side)
- ▶ Class 2 or LPS

Part

L-DC-ELT6WP-CON-1

Description

6W 12VDC Wall Mount Power Supply w/3 Snap Block*

L-DC-ELT15WP-CON-1

15W 12VDC Wall Mount Power Supply w/6 Snap Block*

Mounting block and power cord are included with each power supply.
Dimmable on trailing edge (12V side).

* Automatic reset (no fuses)